




FIRE PREVENTION ACTIVITY BOOK



Message to Parents;

Too often fires happen because of lack of understanding. For example, curious children playing with matches or lighters or usage of household electrical items. These are real situations that can lead to fires.

Thomas Edison Electric would like to offer this children's Fire Prevention Activity Book that you can print out for your children.

We encourage you to take the time to go through the activities in this book with your children or grandchildren, and to promote fire safety in your home.

The Team At Thomas Edison Electric



Friendly and Unfriendly Fires



Children need to know the difference between useful fires and fires that can hurt them.




FRIENDLY FIRES are good.

They help us cook food, keep warm and celebrate special times.




UNFRIENDLY FIRES are bad

and can hurt us. If you see an unfriendly fire, tell a grown-up quickly!




Check the box you think is correct for each picture.


Friendly Fire 

Unfriendly Fire 




Friendly Fire 

Unfriendly Fire 




Friendly Fire 

Unfriendly Fire 



Friendly Fire 

Unfriendly Fire 



Report Fire and Smoke Immediately



If children see smoke or a fire, they should shout "Fire" to warn everyone and then get out of the house quickly.



It is important to know what to do in an emergency. Children should learn how to call for help and know what to say.

Emergency # _____

My name is _____

My address is _____

Reason for calling _____

If there is a fire in the house, tell everyone to get out quickly and then go to a neighbour's house to call for help.

Get Low and Go



If a fire occurs, it is important to know how to avoid the smoke and get out safely.



Smoke from fire is poisonous and can make people very, very sick.

If you must escape through smoke, get low and go under the smoke to safety. Smoke will rise to the ceiling, leaving cooler, cleaner air close to the floor.

Open the door as if there's a fire behind it. If there is a fire or smoke, close the door and try to get out another way.

If Clothes Catch on Fire...



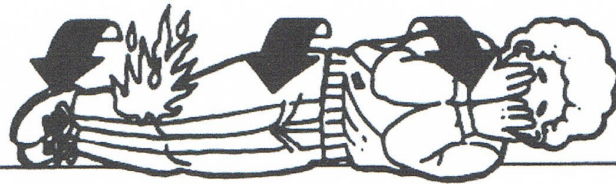
General safety procedures, such as Stop Drop and Roll should be taught early and often.

STOP



DROP

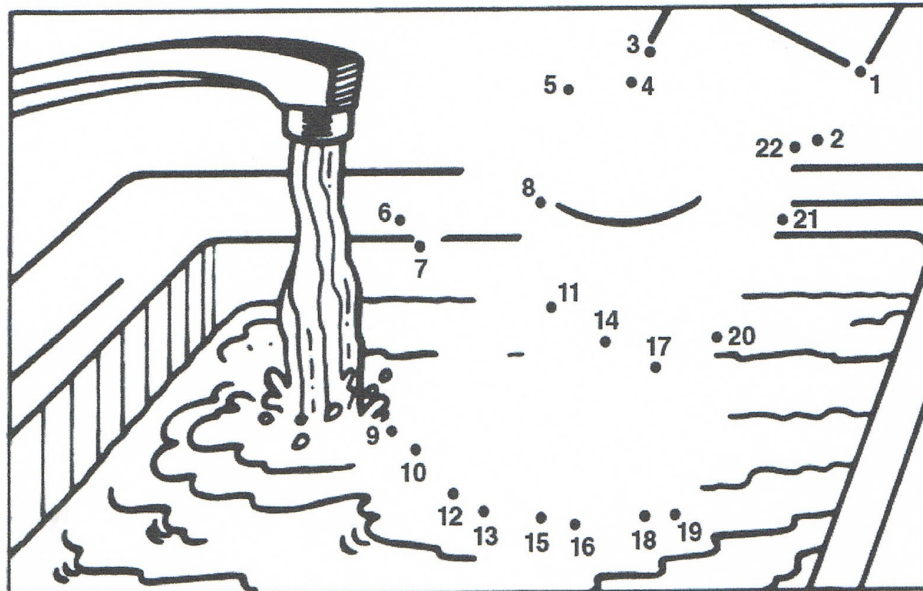
to the floor



ROLL

until the fire's out and cover your face with your hands.

Cool a Burn in Cool Water




Do not use ice or butter on the burn.

Smoke Alarms



Installing smoke alarms is very important, but without maintaining your alarms you may not have the protection you need,



A smoke alarm is important to warn you that there is a fire.

You should have a smoke alarm at every level in your home.

TEST your alarms every month and change the battery once a year.



Check each month when you test your smoke alarms.

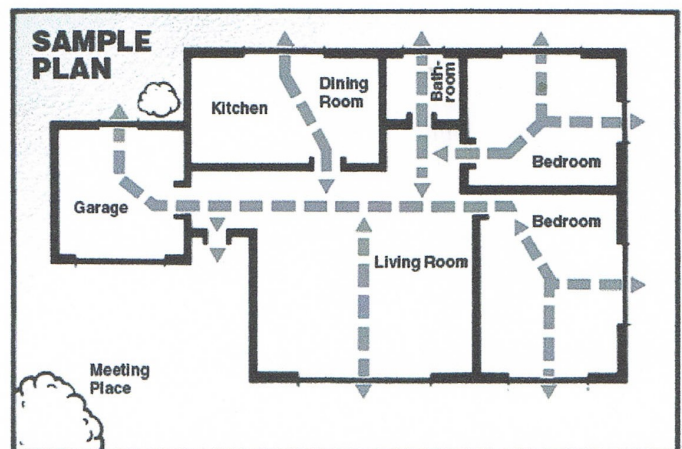

- | | | | |
|-----------------------------------|--------------------------------|------------------------------------|-----------------------------------|
| <input type="checkbox"/> January | <input type="checkbox"/> April | <input type="checkbox"/> July | <input type="checkbox"/> October |
| <input type="checkbox"/> February | <input type="checkbox"/> May | <input type="checkbox"/> August | <input type="checkbox"/> November |
| <input type="checkbox"/> March | <input type="checkbox"/> June | <input type="checkbox"/> September | <input type="checkbox"/> December |

Fire Escape



Plan your fire escape routes and teach your children the possible exits they may have to use.

Draw a plan of each level of your home.
Show at least two ways out of each room and plan a meeting place outside.




Fire Escape




Practice your fire escape plan with your family. Memorize the emergency number in your area. Practice responding calmly and correctly.


PLAN your escape now



Maintain your smoke alarms.




Family discussion.



Practice often.

In case of a REAL fire



Call out to others.



Get out fast, closing doors behind you.
Use stairs, not the elevator.



Call for help from a neighbour's home.
Never go back inside a burning house.

Safety with Lighters and Matches



Teach Children that matches and lighters are to be used by adults only, they are not toys.

Never play with matches or a lighter.

They should be kept on a high shelf at home.

What should you do if you find

MATCHES

or a **LIGHTER?**

(Use the Code Box to fill in the answer)

4	6	13	3	11	5	3	8
11		10		1		9	
1	2	12	7	11			





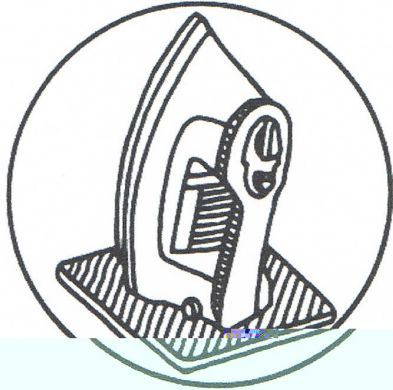
Code Box

1=A	4=G	8=M	12=U
2=D	5=H	9=N	13=V
3=E	6=I	10=O	
	7=L	11=T	

Hot Things Can Burn





Children are often not aware that many household items can cause burns and start fires.



Unscramble
the letters to name
some things in your
home that may be

HOT!



RINO _ _ _ _ _

VESTO _ _ _ _ _

EASTORT _ _ _ _ _

EAHRET _ _ _ _ _

OCEFFE _ _ _ _ _

DELANC _ _ _ _ _

CROMAVIEW _ _ _ _ _

Firefighters are Our Friends



Children may not see a firefighter before panic and confusion of an actual emergency situation. It is important tht they realize firefighters are there to help.



A firefighter may look scary in the special clothes they wear to fight fires.

Don't be afraid and don't hide, they are your friends.

Fire Prevention Week



Fire Prevention Week runs from October 8-14, 2017. This year's theme is "Every Second Counts: Plan 2 Ways Out!"

Smoke and fire spread fast. There's no time to figure out how to escape AFTER a fire starts. That's why it is so important that everyone has working smoke alarms in their home and that they practice a home fire escape plan with everyone in their household BEFORE there's a fire!

Your Fire Department



Everyone knows about the Fire Department that services their community—at least when they hear the sirens or pass a burning building. But did you know that your local Fire Department is also a very valuable resource. In addition to putting out fires, many Fire Departments:

- Help children learn about fire safety—assist schools in teaching fire prevention;
- Volunteer time and energy to assist in community events;
- Provide emergency medical services and first aid training;
- Help out during natural disasters, car crashes and other emergencies;
- Provide fire inspections to homes and businesses; and
- Investigate fires.

The Fire Department in your community is a group of men and women who are dedicated to protecting lives and property from fire. They are at your service 24 hours a day, every day of the year. They protect people, homes, schools and businesses and they improve the quality of life in your community by making it a safer place in which to live.

Thomas Edison Electric can also help you prevent fires in your home and businesses by doing an electrical inspection of your home or business, rewire your home or business if necessary, upgrade your panel, and install extra outlets and install whole house surge protection.

CONTACT US TODAY AT:

902-628-8720 902-436-0719
myelectrician@eastlink.ca

Or VISIT our WEBSITE at
thomasedisonelectric.ca

